

## Annual Accomplishment Report for CY 2018

### I. Introduction

The Ambisyon Natin 2040 paved the way for the Field Office to ensure concrete and timely delivery of social welfare services for the poor, the vulnerable and the disadvantaged sectors.

This year involves series of activities pertaining to situation analysis, formulation of plans and review of sectoral program/plan implementation, monitoring and evaluation of the social protection programs of the department delivery of social welfare and development programs by Local Government Units through social welfare and development offices improved. All these accomplishment were influenced by the commitment of the entire staff who have committed to make things happen even amidst some difficulties.

As a government's response to community poverty challenges, the Pantawid Pamilyang Pilipino Program in Region XII continues to wrestle with the challenges of the implementation to achieve its objective of breaking the cyclical poverty situation among the poor. Pantawid Pamilyang Pilipino Program has lived up to the various challenges surmounting the program but the active involvement of the development partners, local government units, program partners, management office, and the program' work force has led to the achievement of the milestone accomplishments despite the odds.

It is therefore determined to continue promote and protect the rights and welfare of these disadvantaged and vulnerable sectors thru convergence efforts for a responsive and sustainable intervention to reduce poverty face by these sectors.

Continuing its technical assistance to LSWDOs thru the implementation of the approved 2018 Regional TARA plan that covers capability building, coaching and mentoring. These will enable LSWDOs improved SWD service delivery.

The proactive leadership in its initiatives along social protection through engagement with member agencies of the different regional inter-agency committees and follow-up technical sessions provided to LGUs just to ensure that the technology will be sustained once transferred to them and more importantly utilize it in local planning and budgeting process.

### II. DSWD Core Programs



#### Pantawid Pamilyang Pilipino Program

As a government's response to community poverty problems, the Pantawid Pamilyang Pilipino Program in Region XII continues to wrestle with the challenges of the implementation to achieve its objective of breaking the cyclical poverty situation among the poor. Launched in 2008, the Project now covers 1,287 barangays in 45 municipalities and 6 cities (including Marawi City).

Furthermore, President Rodrigo Duterte directed the provision of Rice Subsidy/assistance to Pantawid Pamilya households as an additional grant in the amount of 600 per month to help the households meet their daily nutritional needs. Provision of Rice Subsidy is based also on compliance of the households either in education or health. This will be given during the regular payout period of the program along with the health and education grant of the beneficiaries.

Further, in response to the TRAIN LAW, a subsidy of Php 200 per month was given to the beneficiaries through the Unconditional Cash Transfer for assistance.

### A. Geographic Coverage

**Table 1: Geographic Coverage by Level (Sets 1-8)  
(As of December 2018)**

Level	Target	Coverage	Percentage of Coverage
Province	4	4	100%
Congressional District	8	8	100%
City	6	6	100%
Municipality	45	45	100%
Barangays	1,287	1,287	100%

### B. Household Coverage

As of December 2018, there are 220,238 households enrolled in the Regular Conditional Cash Transfer (RCCT) program including Marawi city (11,811) or 94.32% of the 233,507 sets 1-8 target beneficiaries determined by Central Office. Children aged 0-18 years old from these households totaled 500,715. While 22,558 or 98.59% enrolled in Modified Conditional Cash Transfer (MCCT).

**Table 2: Household Coverage by Province (December 2018)**

Province/City	RCCT			MCCT		
	Target HHs	Active HHs	Percentage	Target HHs	Active HHs	Percentage
Sarangani	31,776	29,927	94.18%	7,210	7,111	98.63%
South Cotabato	42,605	40,341	94.69%	7,150	7,004	97.96%
Sultan Kudarat	45,620	42,893	94.02%	4,921	4,901	99.59%
North Cotabato	75,130	71,088	94.62%	3,600	3,542	98.39%
Cotabato City	12,267	10,732	87.49%	-	-	-
Gen. Santos City	13,976	13,446	96.21%	-	-	-
Marawi City	12,133	11,811	97.35%	-	-	-
<b>TOTAL</b>	<b>233,507</b>	<b>220,238</b>	<b>94.32%</b>	<b>22,881</b>	<b>22,558</b>	<b>98.59%</b>

There is a decrease of Pantawid households in RCCT from the previous report primarily due to delisted of Pantawid household beneficiaries with no eligible members for compliance monitoring and households with eligible children not in school or code 25, while the MCCT also have a decrease of households primarily due to double entry, not eligible, delisted due to registered in RCCT, and for no longer having eligible members for compliance monitoring.

### Financial Accomplishments

#### Regular Conditional Cash Transfer

For the calendar year 2018, **98.70%** or **Php 4,255,393,700.00** total cash grants paid to compliant *Pantawid Pamilya beneficiaries* covering Period5 and Period6 of 2017 and Period1 to Period 4 of 2018 releases which consist of Php1,392,084,400.00 for education, Php 1,287,965,500.00 for health and Php 1,575,343,800.00 for rice subsidy.

The following is the distribution of the total cash grants per mode of payment and per geographical areas as of December 2018.

**Table 3: Distribution of Cash Grants per Payment Mode**

Payment Mode	Education Grant	Health Grant	Rice	Total Amount
Over the Counter	98,476,800.00	120,402,500.00	147,128,400.00	366,007,700.00
Cash Card (CC)	1,293,607,600.00	1,167,563,000.00	1,428,215,400.00	3,889,386,000.00
<b>TOTAL</b>	<b>1,392,084,400.00</b>	<b>1,287,965,500.00</b>	<b>1,575,343,800.00</b>	<b>4,255,393,700.00</b>

Province/City	Education Grant	Health Grant	Rice	Total Amount
Sarangani	182,455,200.00	174,928,500.00	213,124,800.00	570,508,500.00
South Cotabato	256,748,500.00	234,522,000.00	289,359,000.00	780,629,500.00
Sultan Kudarat	263,946,900.00	246,770,000.00	301,624,800.00	812,341,700.00
North Cotabato	441,162,300.00	419,244,500.00	511,815,600.00	1,372,222,400.00
Cotabato City	63,514,100.00	66,928,500.00	81,475,200.00	211,917,800.00
Gen. Santos City	93,801,200.00	75,363,000.00	93,516,600.00	262,680,800.00
Marawi City	90,456,200.00	70,209,000.00	84,427,800.00	245,093,000.00
<b>TOTAL</b>	<b>1,392,084,400.00</b>	<b>1,287,965,500.00</b>	<b>1,575,343,800.00</b>	<b>4,255,393,700.00</b>

**Table 4: Distribution of Cash Grants per Province/City**

### Modified Conditional Cash Transfer

**Table 5: Distribution of Cash Grants - (MCCT-IPs in GIDA)**

Province	Education Grant	Health Grant	Rice	Total Amount
Sarangani	23,335,400.00	36,246,500.00	41,748,600.00	101,330,500.00
South Cotabato	19,264,600.00	34,918,000.00	39,984,600.00	94,167,200.00
Sultan Kudarat	11,491,500.00	20,130,500.00	23,660,400.00	55,282,400.00
North Cotabato	10,600,800.00	17,993,000.00	20,440,800.00	49,034,600.00
<b>TOTAL</b>	<b>64,692,300.00</b>	<b>109,288,000.00</b>	<b>125,834,400.00</b>	<b>299,814,700.00</b>

For the MCCT, total cash grants paid to compliant beneficiaries amounted to Php 299,814,700.00 covering batch 21-23 2017 and Period 1 to 4 2018.

### **PROGRAM COMPONENT ACCOMPLISHMENTS**

#### 3 SYSTEMS ANNUAL REPORT

The Pantawid Pamilyang Pilipino Program is consist of 3 systems, Beneficiary Data Management System, Compliance Verification System and Grievance Redress System which facilitates the updating or changes in the HH's data, monitoring of the compliance of the beneficiaries and receives and facilitate grievances. Series of activities are conducted through the 3 systems in 2018 program implementation. Below are the 2018 conducted activities:

- **BDMS**
  - Periodic Updating
  - Duplicates Validation
  - Data inconsistencies validation and updating
  - Child Selection of eligible children
  - Updating of not attending children in Education and Health under KRA 1 & 2

- Roll-out training on BDMS processes to SWA
- CVS
  - Generation and printing of CVS forms
  - Periodic distribution and retrieval of CV forms
  - Periodic OBTR validation and encoding
  - LRN validation and encoding
- GRS
  - Continuous capturing of grievances
  - Encoding and uploading of Manual retro payments

Also, continuous provision of technical support to field staffs, monitoring and spot checking includes the activities conducted by the 3 systems.

### MODIFIED CONDITIONAL CASH TRANSFER-IP GIDA

#### Support Service Interventions (SSI)

CRITICAL ACTIVITIES	PROVINCES	TARGET	ACCOMPLISHED	VARIANCES	PERCENTAGE
Support Service Interventions (SSI)	Sarangani	413	413	0	100%
	South Cotabato	461	461	0	100%
	Sultan Kudarat	345	228	57	66.08%
	North Cotabato	274	50	224	18.24%
	<b>Grand Total</b>		<b>1,493</b>	<b>1,152</b>	<b>281</b>

Analysis: Out of 1,493 target Parent leaders only 1,152 or 77.16% parent leaders have attended the trainings because the remaining 224 participants are coming from North Cotabato and 57 from Sultan Kudarat a total of 281 Parent leaders. The main reason for the non-conduct was unavailability of venue and conflict time of the field implementers. So by the 1<sup>st</sup> quarter the training will resume.

PROVINCE	TITLE OF PROJECT	NO. OF PAX	APPROVED BUDGET CEILING	BID PRICE	SAVINGS
<b>SARANGANI</b>	Leadership Training for MCCT-IP Parent Leaders with integration of Financial Management Literacy and Organic Farming	413	3,717,000	2,994,250.00	722,750.00
<b>SOUTH COTABATO</b>	Capability Building Training on Organic Farming/Organic Vegetable Garden Production	461	4,149,000.00	3,791,725.00	357,275.00
<b>SULTAN KUDARAT</b>	Capability Building Training for I.P. Parent Leaders cum Backyard Gardening	345	3,105,000.00	2,951,700.00	153,300.00
<b>NORTH COTABATO</b>	Leadership Training for IP Parent Leaders of Modified	274	2,466,000.00	1,972,800.00	493,200.00

Conditional Cash Transfer Program (MCCT)					
<b>GRAND TOTAL</b>	<b>1,493</b>	<b>13,437,000.00</b>	<b>11,710,475.00</b>	<b>1,726,525.00</b>	

**MCCT UPDATING STATUS as of P5 (Sept.-Oct.2018)**

Province	Municipality	Target	Updated	Variances	Percentage
SARANGANI	ALABEL	1,442	1,405	110	97%
	GLAN	1,258	1,187	260	94%
	MALAPATAN	1,747	1,594	427	91%
	MALUNGON	2,502	2,114	388	84%
	<b>Sub- Total</b>	<b>6,949</b>	<b>6,300</b>	<b>1,185</b>	<b>91%</b>
SOUTH COTABATO	LAKE SEBU	2,402	2,227	488	93%
	POLOMOLOK	627	539	88	86%
	TAMPAKAN	1,170	1,051	289	90%
	T'BOLI	2,631	2,552	346	97%
	TUPI	1,014	942	106	93%
	GENSAN CITY	4	4		100%
	<b>Sub- Total</b>	<b>7,848</b>	<b>7,315</b>	<b>1,317</b>	<b>93%</b>
	<b>Sub- Total</b>	<b>670</b>	<b>623</b>	<b>97</b>	<b>93%</b>
SULTAN KUDARAT	KALAMANSIG	1,190	1,126	226	95%
	LEBAK	1,039	890	149	86%
	PALIMBANG	1,190	1,107	182	93%
	SEN. NINOY AQUINO	1,061	880	181	83%
	<b>Sub- Total</b>	<b>5,150</b>	<b>4,626</b>	<b>835</b>	<b>90%</b>
NORTH COTABATO	ARAKAN	2,019	1,733	699	86%
	MAGPET	751	736	42	98%
	PRESIDENT ROXAS	995	904	169	91%
	<b>Sub- Total</b>	<b>3,765</b>	<b>3,373</b>	<b>910</b>	<b>90%</b>
	<b>GRAND TOTAL</b>	<b>23,712</b>	<b>21,614</b>	<b>4,247</b>	<b>91%</b>

Analysis:

The table shows that out of 23,712 target for updating only 21,614 are updated a total percentage of 91%.with the total 4,247 variances. The reasons for variances are as follows; Lacking Supporting documents (BC/MC), late submission of update forms. We advised the field implementers to lobby at LCR for mobile registration. To monitor the submission of the updating we obliged each staff to submit tracking report every Friday.



**Sustainable Livelihood Program (SLP)**

**OVERVIEW OF REGIONAL ACCOMPLISHMENTS**

SLP 2018's thrusts and priorities include the implementation with integrity, innovation and impact to the lives of the participants. With the new SLP guidelines under the MC 12; inclusion of non-pantawid as SLP participant was given an emphasis provided that he/she is included in the *Listahanan* database and tagged as poor, if not he/she must undergo the assessment thru the Household Assessment Form (HAF) or the SLP means test to determine if the certain household is poor.

Implementation of the backlog projects were prioritize that boosted the over-all regional accomplishment.

PHYSICAL ACCOMPLISHMENTS

Table 1. Fourth (4<sup>th</sup>) quarter physical accomplishment

PROVINCE	SEED CAPITAL FUND	SKILLS TRAINING	TOTAL
NORTH COTABATO CLUSTER I	95	122	217
NORTH COTABATO CLUSTER II	0		0
SOUTH COTABATO	292		292
SULTAN KUDARAT	1275		1275
SARGEN	0		0
<b>GRAND TOTAL</b>	<b>1662</b>	<b>122</b>	<b>1784</b>

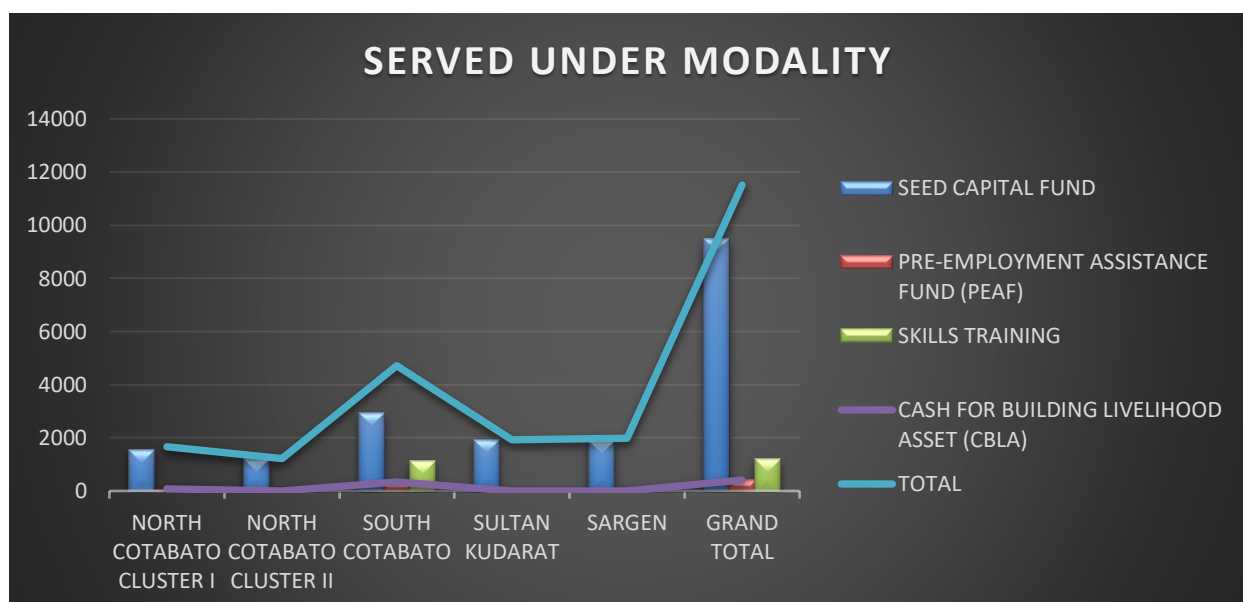
Implemented projects are those 2016 and 2017 SLPAs recently received their checks and implemented the projects in the fourth quarter.

Table 2. OVER-ALL PHYSICAL ACCOMPLISHMENT (2018) PER MODALITY

PROVINCE	SEED CAPITAL FUND	PRE-EMPLOYMENT ASSISTANCE FUND (PEAF)	SKILLS TRAINING	CASH FOR BUILDING LIVELIHOOD ASSET (CBLA)	TOTAL
NORTH COTABATO CLUSTER I	1528	19	39	72	1658
NORTH COTABATO CLUSTER II	1200	7	12	0	1219
SOUTH COTABATO	2947	283	1137	341	4708
SULTAN KUDARAT	1935	0	0	0	1935
SARGEN	1876	97	15	0	1988
<b>GRAND TOTAL</b>	<b>9486</b>	<b>406</b>	<b>1203</b>	<b>413</b>	<b>11508</b>

Served per modality are those participants served under the four modalities of SLP (Seed Capital Fund, Skills Training, Pre-Employment Assistance Fund and Cash for Building Livelihood Assets) which means that participants were only provided with these modalities and that no established micro-enterprise yet and/or employment is not yet started.

GRAPH 1. ANALYSIS UNDER SERVED PER MODALITY



Based on the graph presented above, the trend for highest served participants are under the Seed Capital Fund modality which covers the **82% of the total physical accomplishment**. This also show that most of the SLP participants choose the SCF modality for them to have their own micro-enterprises and that they can visibly manage and sustain it.

**Table 3. OVER-ALL PHYSICAL ACCOMPLISHMENT FOR 2018 PER TRACK.**

PROVINCE	MICRO-ENTERPRISE DEVELOPMENT	EMPLOYMENT FACILITATION	TOTAL
NORTH COTABATO CLUSTER I	1637	21	1658
NORTH COTABATO CLUSTER II	1200	15	1215
SOUTH COTABATO	3894	443	4337
SULTAN KUDARAT	1935	0	1935
SARGEN	1880	93	1973
<b>GRAND TOTAL</b>	<b>10,546</b>	<b>572</b>	<b>11,118</b>

Served per track are those provided with the SLP modalities and enterprise have been established and SLPAs are gaining from its income and served under Employment Facilitation means that employment has already started and that participants already received their first salary/wages.

Analysis also shown that 95% of the total served per track are under the micro-enterprise development track, it is because majority of the served participants are the head of the household and/or women whose time are mostly allotted at home.

## FINANCIAL ACCOMPLISHMENT

**TABLE 4. 2016 SLP GAA FINANCIAL ACCOMPLISHMENT**

2016 SLP GAA				
PROVINCE	ALLOTMENT	DISBURSEMENT	CANCELLED VOUCHERS	BALANCE
NORTH COTABATO CLUSTER I	5,344,079.50	3,974,079.50	700,000.00	670,000.00
NORTH COTABATO CLUSTER II	9,105,363.00	5,765,363.00	3,340,000.00	-
SARANGANI	2,510,000.00	2,200,000.00	-	310,000.00
SOUTH COT	1,923,160.00	1,263,060.00	660,100.00	-
SULTAN KUDARAT	9,932,000.00	8,352,000.00	1,280,000.00	300,000.00
<b>GRAND TOTAL</b>	<b>28,814,602.50</b>	<b>21,554,502.50</b>	<b>5,980,100.00</b>	<b>1,280,000.00</b>

Cancelled vouchers are those projects that no longer pursued for either the participants are no longer interested and/or the projects are cancelled. For the balance, projects fell under accounts payable to be released in 2019.

**TABLE 5. 2017 SLP GAA FINANCIAL ACCOMPLISHMENT**

2017 SLP GAA				
PROVINCE	ALLOTMENT	DISBURSEMENT	CANCELLED VOUCHERS	BALANCE
NORTH COTABATO CLUSTER I	12,988,638.30	12,418,788.30	569,850.00	-
NORTH COTABATO CLUSTER II	20,261,467.00	19,651,467.00	140,000.00	470,000.00
SARANGANI	26,798,995.00	26,582,875.00	216,120.00	-
SOUTH COT	12,024,116.00	10,329,416.00	1,694,700.00	-
SULTAN KUDARAT	16,231,589.87	15,909,865.00	97,724.87	224,000.00
<b>GRAND TOTAL</b>	<b>88,304,806.17</b>	<b>84,892,411.30</b>	<b>2,718,394.87</b>	<b>694,000.00</b>



Cancelled vouchers are those projects that no longer pursued for either the participants are no longer interested and/or the projects are cancelled. For the balance, projects fell under accounts payable to be released in 2019.

**TABLE 6. 2018 SLP GAA FINANCIAL ACCOMPLISHMENT**

2018 SLP GAA			
PROVINCE	ALLOTMENT	DISBURSEMENT	BALANCE
NORTH COTABATO CLUSTER I	70,307,752.00	13,514,193.75	56,793,558.25
NORTH COTABATO CLUSTER II	40,747,516.00	5,170,080.00	35,577,436.00
SARANGANI	48,406,500.00	31,465,782.90	16,940,717.10
SOUTH COT	77,988,250.00	8,401,680.00	69,586,570.00
SULTAN KUDARAT	45,953,904.00	7,653,920.00	38,299,984.00
<b>GRAND TOTAL</b>	<b>283,403,922.00</b>	<b>66,205,656.65</b>	<b>217,198,265.35</b>

As of December 31, 2018 a total of 100% obligation covering all the submitted proposals, the remaining proposals that are not obligated will be requested to the Central Office for fund augmentation. Balance for disbursement are due to non-issuance of checks yet, the CSO accreditation is on-going.

**TABLE 7. 2016 SLP BUB UPDATE**

2016 SLP BUB			
PROVINCE	ALLOTMENT	DISBURSEMENT	BALANCE
SARANGANI	1,350,000.00	-	1,350,000.00
SULTAN KUDARAT	300,000.00	-	300,000.00
<b>GRAND TOTAL</b>	<b>1,650,000.00</b>	<b>-</b>	<b>1,650,000.00</b>

Status of the 2016 BUB projects are for release, check dates are December 27, 2018, they were BUB projects that were just facilitated in the fourth quarter of 2018 including the CSO application after only reconciled with the LGU in the last quarter.

#### PARTNERSHIP ACCOMPLISHMENT/ INITIATIVES/ ENGAGEMENT

For government sector partnership, a Memorandum of Understanding between the DSWD-SLP RPMO XII and the Department of Agriculture under the Task Force Gatas was signed on November 22, 2018. The partnership aims on establishing a coo unity project of SLPA to have locally produced dairy products. **See attached ANNEX 1 for the details of the government partnership for 2018.**

For private sector partnership, partnership forum was conducted in the provinces of North Cotabato Cluster II and Sarangani and Gensan which aim to re-introduce the SLP and establish strong partnership between the private sectors in terms of packaging the SLP products, distribution and marketing. During the forum, a Memorandum of Understanding with the **NEXT GEN Inc, HME Distributor and Tolentino Farms** were also signed

#### PROJECT STATUS, BY PROVINCE, BY FUND SOURCE

**TABLE 8. PAMANA-SLP PROJECT UPDATE**

PAMANA-SLP PROPOSALS			
PROVINCE	NUMBER OF PROPOSALS	NUMBER OF PARTICIPANTS	AMOUNT
NORTH COTABATO CLIUSTER I	19	475	5,700,000.00
NORTH COTABATO CLIUSTER II	50	1562	15,000,000.00
SULTAN KUDARAT	49	1407	14,700,000.00
SOUTH COTABATO	33	984	9,900,000.00
SARGEN	43	1269	12,900,000.00
<b>GRAND TOTAL</b>	<b>194</b>	<b>5697</b>	<b>58,200,000.00</b>

For PAMANA-SLP a total of Php 57,000,000.00 was obligated as of December 31, 2018 out of the Php 64,050,000.00 total fund allocation for PAMANA-SLP which also cover a total of 190 project proposals submitted in the region.



TABLE 9. 2018 SLP PROJECTS UPDATE

2018 REGULAR SLP			
PROVINCE	NUMBER OF PROPOSALS	NUMBER OF PARTICIPANTS	AMOUNT
NORTH COTABATO CLIUSTER I	188	4518	65,977,311.89
NORTH COTABATO CLIUSTER II	89	2212	31,592,692.88
SULTAN KUDARAT	105	2607	40,523,764.00
SOUTH COTABATO	219	4237	69,852,097.90
SARGEN	119	2588	38,440,051.30
<b>GRAND TOTAL</b>	<b>720</b>	<b>16162</b>	<b>246,385,917.97</b>

As of December 31, 2018 a total of 100% obligation covering all the submitted proposals, the remaining proposals that are not obligated will be requested to the Central Office for fund augmentation.



### KALAHI-CIDSS Project

The Region covers 10 active municipalities and 7 graduate municipalities for KC-NCDDP. These covers three of the four provinces in the region; Sarangani, Sultan Kudarat and North Cotabato.

Graduate municipalities are Lutayan, Senator Ninoy Aquino, Maasim, Maitum, Kiamba, Isulan and Bagumbayan

17 Municipalities are also covered by the Construction of Schools for IPs. KC-NCDDP and CCL coverage over-lap in many of the municipalities.

The Region also implements PAMANA IP CDD within two CADT. These are the CADT Erumanen Ne Menuvu and CADT Tinananon Manobo. As these are not bound by policial boundaries, these may only cover selected barangays in these municipalities. The coverage for the IP-CDD had been expanded to include additional CADTs. One CADT is formerly from the Region X but would be turned over to Region XII due to the overlapping nature of the CADT. There are also additional CADT Areas from South Cotabato, Cotabato Province and Sarangani Province.

Province	Municipality	KC-NCDDP	PAMANA IP CDD	CCL
Cotabato	Kidapawan			Covered
Cotabato	Libungan		Erumanen Ne Menuvu (17 Barangays)	Covered
Cotabato	Magpet			Covered
Cotabato	Makilala			Covered
Cotabato	Tulunán			Covered
Cotabato	Alamada	Active municipality	Erumanen Ne Menuvu (1 Sitio)	
Cotabato	Aleosán	Active municipality	Erumanen Ne Menuvu (12 Barangays)	
Cotabato	Carmen	Active municipality	Aromanen-Manobo (11 barangays)	
Cotabato	Banisilan	Active municipality		
Cotabato	Pikit	Active municipality	Erumanen Ne Menuvu (3 Barangays)	

Province	Municipality	KC-NCDDP	PAMANA IP CDD	CCL
Cotabato	Midsayap		Erumanen Ne Menuvu (14 Barangays)	
Cotabato	Arakan		Tinananon Manobo (25 Barangays)	
Cotabato	Antipas		Tinananon Manobo (12 Barangays)	
Cotabato	Pres. Roxas		Tinananon Manobo (8 Barangays)	
Cotabato	Magpet		Tinananon Manobo (1 Barangay)	
Sarangani	Glan	Active municipality		
Sarangani	Kiamba	Graduate municipality		Covered
Sarangani	Maasim	Graduate municipality	Tboli-Blaan (1 barangay)	Covered
Sarangani	Maitum	Graduate municipality	Tboli-Blaan (1 barangay)	Covered
Sarangani	Malapatan		Blaan (10 barangays)	Covered
Sarangani	Malungon		Blaan-Tagakaulo (33 barangays)	Covered
Sultan Kudarat	Esperanza			Covered
Sultan Kudarat	Sen. Ninoy Aquino	Graduate municipality		Covered
Sultan Kudarat	Lebak	Active municipality		Covered
Sultan Kudarat	Kalamansig	Active municipality		
Sultan Kudarat	Lutayan	Graduate municipality		
Sultan Kudarat	Palimbang	Active municipality		
Sultan Kudarat	Lambayong	Active municipality		
Sultan Kudarat	Isulan	Graduate municipality		
Sultan Kudarat	Bagumbayan	Graduate municipality		
South Cotabato	Tboli		Tboli-Blaan (25 barangays)	
South Cotabato	Surallah		Tboli-Blaan (1 barangay)	
South Cotabato	Polomolok		Tboli-Blaan (1 barangay)	
South Cotabato	Tupi		Tboli-Blaan (1 barangay)	
South Cotabato	Tantangan		Tboli (5 barangays)	
South Cotabato	Norala		Tboli (3 barangays)	
South Cotabato	Lake Sebu		Tboli and Ubo (17 barangays)	

All municipalities should have completed Cycle 4 implementation, except for Carmen. However, only Lutayan, Maitum and Kiamba have no remaining sub-project for implementation in 2019. The map below visually shows the coverage for Region XII.

#### Physical Accomplishment

The sub-projects are implemented under differing umbrellas within the Program. BUB are implemented by UNDP and IP schools are implemented by the volunteers under guidance of the different personnel hired under the umbrella of the Program. In case of KC-NCDDP areas, these sub-projects were implemented under guidance of the Area Coordinating Team. The 17 NCDDP Municipalities have implemented sub-projects mostly for the third and fourth cycle, along with some spill-overs from the second cycle, for NCDDP.

The table below summarizes the status per modality based on the Geotagging WebApp as of January 8, 2019.

Cycle	Completed	Not yet started	On-going	Waived/Damaged & Replaced by	Grand Total
NCDDP-1	189		1	1	191

Cycle	Completed	Not yet started	On-going	Waived/Damaged & Replaced by	Grand Total
<b>NCDDP-2</b>	<b>189</b>		<b>15</b>	<b>3</b>	<b>207</b>
<b>NCDDP-3</b>	<b>144</b>		<b>23</b>		<b>167</b>
ALAMADA	20				20
ALEOSAN	11				11
BAGUMBAYAN	13		5		18
BANISILAN	8		1		9
CARMEN	13		4		17
GLAN	7		6		13
ISULAN (Capital)	15		2		17
KALAMANSIG	12				12
LAMBAYONG (MARIANO MARCOS)	12				12
LEBAK	11		1		12
PALIMBANG	10		2		12
PIKIT	12		2		14
<b>NCDDP-4</b>	<b>20</b>	<b>32</b>	<b>87</b>		<b>139</b>
ALAMADA	3		8		11
ALEOSAN	8		3		11
BANISILAN		1	7		8
CARMEN		15			15
GLAN		1	11		12
KALAMANSIG	3		7		10
LAMBAYONG (MARIANO MARCOS)	1	1	8		10
LEBAK	5		8		13
PALIMBANG			14		14
<b>Total for NCDDP</b>	<b>542</b>	<b>32</b>	<b>126</b>	<b>4</b>	<b>704</b>
<b>CCL</b>	<b>11</b>	<b>4</b>	<b>35</b>		<b>50</b>
<b>IP CDD (Cycle 1)</b>		<b>27</b>			<b>27</b>
<b>REGIONAL GRAND TOTAL</b>	<b>553</b>	<b>63</b>	<b>161</b>	<b>4</b>	<b>781</b>

The sub-projects under the CCL are using the Government Procurement Act, with its more stringent requirements, and most of the sub-projects started well behind the target date. However, accomplishment in the area is more than is reflected in the Geotagging WebApp earlier in the year. Issues in encoding arose as a result of the non-payment of salaries of CCL staff since January 2018. Though there are declared completed SPs, there is not enough data at the regional level to encode and save the SP Profile. To date, the region had encountered eight (8) 8888 complaints and two walk-in complaints from the barangays on the CCL in under two months. The non-payment of salaries and wages of CCL staff affected implementation, SPI is at a stand-still and monitoring is nil. The management is concerned about the remaining funds in the BLGU accounts considering that there is no staff stringently monitoring the status of the funds in the barangay accounts. CCL staff had received their salaries from January to June 2018. However, the last “kinsena” are on hold for those who had resigned prior to the completion of the clearance from the Regional Office. This is to make sure that staff are cleared of all accountabilities. There are only a few, three, remaining CCL staff by the end of 2018.

For IP-CDD, prioritization had been conducted and Requests for Fund Release had been submitted for the first cycle. Submission and encoding were also affected by the delayed payment of salaries of the staff. All of their SPs were encoded into the Geotagging Webapp only in December. Informal training on the different KC PIMS platforms is to be given to staff, many of which are replacement of staff who decided to resign or did not renew their contract. The PAMANA Regional Staff strategized and used a meeting to encode the first cycle sub-projects under IP-CDD last December 2018. The process was a plenary demonstration and explanation followed by the hands-on for the Geotagging WebApp and Online PIMS Platforms. Owing to the differences in the skills and understanding of the PIMS from the different

personnel, the activity was done with close-in coaching by the three M&Es. There were also issues encountered in the encoding, the M&E Unit coordinated with the NPMO and requested real-time technical assistance with the NPMO M&E especially those under the database.



### **National Household Targeting System**

By virtue of Section 82 of RA 10963 or the Tax Reforms for Acceleration and Inclusion (TRAIN) mandates the DSWD to implement the Unconditional Cash Transfer (UCT) Program. The UCT Program provides cash grants to offset the increase in prices of goods for those who will not directly benefit in the lowering of personal income taxes. The target beneficiaries of UCT are Pantawid Pamilya Pilipino Program, Social Pension and Listahanan 2 households in the first and seventh income deciles.

Pursuant with the above, NHTU field offices attended an orientation on the Train law last February 05-07, 2018 at the DSWD Central Office. It was during that time that the NHTO issued a directive to conduct the validation of potential UCT beneficiaries in all regions.

NHTU ARMM LaMa has the following accomplishments anent to this:

- The RFC, RITO and SMO together with the OIC PPD Chief visited the new secretary of DSWD ARMM, Atty. Laisa M. Alamia on February 13, 2018 to discuss with her the said validation of potential UCT beneficiaries in Lanao del Sur and Maguindanao. The Secretary had approved and expressed her support of the said activity and designated Assistant Secretary for Operations (Asseco) Pombaen K. Kader as the point person in terms of UCT validation.
- Orientation with the P/C/MSWDO and the Provincial Links was conducted with the DSWD ARMM immediately on February 15 and 19, 2018 and discuss with them the guidelines of UCT-Listahanan Validation, the selection and screening process of field staff. In the screening and selection of field staff for the validation, it was agreed that the PSWDOs of Lanao del Sur and Maguindanao will receive the documents of applicants of every municipalities. The PSWDOs will shortlist the applicants based on the documents they received. The shortlist of the PSWDOs will be the applicants to be subjected for joint selection by the region and DSWD ARMM.

- The office together with the representatives of DSWD ARMM conducted a joint selection of the applicants on March 06 to 09, 2018. the NHTU Field Office together with the DSWD ARMM had conducted a joint selection of the field staff to be hired for the validation of potential UCT beneficiaries in ARMM LaMa. The result was released and communicated with the DSWD ARMM.
- The training for the validators and administrative aides was conducted last March 20-23; March 26-28 and April 03, 2018. There were 3 batches for the staff to be deployed in Lanao del Sur and 3 also for Maguindanao. The training of field staff to be assigned in Marawi was conducted in April 03, 2018. Every after the orientation, the field staff was deployed in their respective areas of assignment.
- A monitoring team was created to oversee the operations in ARMM LaMa. It was composed of the staff of the Policy and Plans Division such as the OIC PPD Chief, the Regional Field Coordinator, the Regional Information Technology Officer, the Social Marketing Officer, the Administrative Assistant III and the Project Development Officer III of Standards Unit. Every staff was assigned with areas to monitor and oversee the operation. All the issues relating to the field will be handled by the monitor such as the courtesy call to the LGUs and BLGUs, reconnaissance of the areas, the house to house activity and all other issues relating to the validation. The overall monitor of the two provinces was the RFC.
- The actual house to house visit for the validation of potential UCT beneficiaries in Lanao del Sur and Maguindanao provinces started in April 01, 2018 and was completed on May 15, 2018. A total of 860 field staff were hired but only 764 of them continued and completed the validation.
- The target for validation in these two provinces totalled to 233, 418 households. 120, 847 target households for Lanao del Sur while 112, 571 for Maguindanao. A total of 195,950 or 84% from the target was validated the 15% were not validated due to no qualified respondent, presence of disaster or peace and order problem, pantawid beneficiaries and other reasons relative herein. *(Refer to Table 1)*The summary is shown in the table below.

Table 1. Breakdown of Validated and Not Validated HHs

Province	Target	Validated	Not Validated
Lanao del Sur	120,847	102,352	18,495
Maguindanao	112,571	93,598	18,973
	<b>233,418</b>	<b>195,950</b>	<b>37,468</b>

- The encoding of all forms was completed last July 31, 2018.

- June 29 until the 1st week of July was the releasing of Salaries of Field Staff while the remaining travelling expense of the field staff was released on the 1<sup>st</sup> week of October. All their claims relating to the validation were released in October 2018.

### Listahanan 2 Data Sharing

A consultation with the LSWDO of ARMM LaMa on the Data Sharing was conducted by the NHTO in General Santos City on November 15-16, 2018. 67 participants from the LSWDO of ARMM LaMa had attended and participated the activity; 34 from Lanao del Sur while 33 for Maguindanao. The main objective of this activity was to determine the hurdle of the data sharing activity of these regions. The output of the workshop will be used as reference for the implementation of Listahanan 3.

### III. PROGRAMS / PROJECTS WITH IMPLEMENTATION SUPPORT FROM LGUs



#### Supplementary Feeding

#### **Twice-a-day Feeding CY 2017 in Partnership with 21 LGU.**

LGU Arakan, North Cotabato is now on their 91 feeding days serving 1,925 or 101% children beneficiaries from 88 Child Development Centers.

#### **Supplementary Feeding Program (SFP) CY 2018 in partnership with LGUs**

Among 49 LGUs who received the augmentation support on Supplementary Feeding Program, forty-three (43) of these have on going implementation serving **92,035** children beneficiaries or **97%** accomplished. The feeding is being catered by **2,670 Child Development Centers and 281 Supervised Neighborhood Play**. There are still seven (7) LGUs that have not yet started the actual feeding. LGUs President Quirino, Isulan, Antipas, Banisilan and Alabel are still in the procurement stage while the LGU Arakan and Makilala are waiting for their supplier to deliver their goods. The delay was caused by bidding process. They are expected to implement the feeding before the year ends.

For this month, a total of **Php 69,715,648.00** were utilized by 43 LGUs or **48.96 %** accomplished out of **Php 142,390,680.00** total allocation of the LGUs.





### Social Pension Program for Indigent Senior Citizens

Below are the data of senior citizens in the region registered at the OSCA for CY 2018. In the right side of each province is the total number of Social Pensioners of the National Government through DSWD FO. We can see that there are 75,943 senior citizens not covered by the program because they are not qualified based on the eligibility of the program. Data indicated below may increase whenever there are senior citizens file their application for the OSCA ID or may registered at their office.

SULTAN KUDARAT PROVINCE		SARANGANI PROVINCE		SOUTH COTABATO PROVINCE		NORTH COTABATO PROVINCE		TOTAL	
No. of Senior Citizens	No. of Pensioners	No. of Senior Citizens	No. of Pensioners	No. of Senior Citizens	No. of Pensioners	No. of Senior Citizens	No. of Pensioners	No. of Senior Citizens	No. of Pensioners
66,882	51,323	41,704	32,385	99,302	75,570	122,413	95,080	330,301	254,358



### Disaster Response Operations

Region XII and ARMM areas has always been in the lamplight of major natural and manmade disaster. In terms of natural hazards, the region is prone or susceptible to landslide, flooding, earthquake, tornado, tsunami, drought and volcanic eruption. While on human-induced disasters these includes fire or conflagration and armed conflict due to ideology, tribal or clan wars, and land dispute. Region XII have two volcano classified by PHIVOLCS as active. In the region, there are 2 active volcanoes identified and monitored by PHIVOLCS, the Mt. Matutum (2,286m) located in the tri boundaries of South Cotabato, Sultan Kudarat and Sarangani, and Mt. Parker which is located in the Municipality of T’boli, South Cotabato. Other than that, there is also one active volcano the Mt. Ragang that post a threat to the region, though it is located in ARMM area boundary of North Cotabato but history showed its devastating effect to Region XII. Latest risk assessment report conducted in the region by DENR-MGB XII indicates that out of the 1,194 total number of barangays, there are 341 barangays that are highly at risk to flooding, 218 barangays to landslide, and 75 barangays to tsunami in Region XII.

Disaster Response and Management Division (DRMD) of the Department of Social Welfare and Development aims to continuous and to ensure timely, effective and coordinated to provide Technical Assistance and Resource Augmentation (TARA) to the affected areas or local government units in Region XII and some part of ARMM areas of all natural and manmade disasters/calamities.

#### PREPAREDNESS FOR RESPONSE:

For the year 2018, part of the preparedness activities conducted by the DRMD is to capacitate not only our partners LGUs but also our Quick Response Team (QRT) members on how to be equipped and respond effectively and efficiently to any disaster or crisis that may occur not only in Region

XII but to other regions as well thru trainings. We have conducted three (3) Trainings for QRT member such as: Basic Incident Command System (ICS) Course to 33 Quick Response Team (QRT) last November 7-9, 2018 @ General Santos City, Emergency First Aid Training and BLS-CPR with AED for Lay Rescuer to 25 Quick Response Team (QRT) last December 11-13, 2018 @ General Santos City, Critical Incident Stress Debriefing (CISD) to 36 Quick Response Team (QRT) last December 17-19, 2018 @ General Santos City, 3 days Training on Camp Coordination and Camp Management (CCAM) to Local Government Unit of Polomolok, South Cotabato last September 19-21, 2018 at London Beach, General Santos City.

One Hundred (100) Quick Response Team (QRT) were already trained on the different Disaster related training.

### **DISASTER RESPONSE OPERATION MANAGEMENT AND INFORMATION CENTER (DROMIC)**

The Disaster Response Assistance Operations Management & Information Center (DROMIC) unit had reported 32 disaster incidents (13 Natural Disaster & 19 Man-made Disaster) in Region XII and Maguindanao areas that includes Flashflood, Big waves, Armed Conflict, Bomb Explosions, and Fire with a total number of 46,553 affected families or 225,818 persons.

### **Early Recovery and Rehabilitation**

As part of the early recovery and rehabilitation assistance, 280 beneficiaries/affected families due to flash flood and strong surge whose house were totally and partially damaged received the 10 days Cash for Work and Emergency Shelter assistance. The provision of emergency "self-build" shelter assistance through limited materials or financial assistance to augment resources of affected families who opted not to be transferred to a resettlement site to enable them to purchase shelter materials required in constructing or repairing damaged houses which were partially or totally destroyed in Kalamansig Sultan Kudarat. A total of Php 4,205,615.00 provided/extended to the victims.

### **DISASTER RESPONSE**

As the lead agency for the Response and expected to provide leadership and coordination, readily mobilize and deliver resources and as the frontline for the delivery of disaster response to the affected families and as an augmentation to LGUs, the DSWD XII spent Twenty Five Million Fifty Three Thousand Eight Hundred Eighty Six Pesos (P25,053,886.00) in relief assistance (food and non-food, financial assistance).

### **AUGMENTATION TO MARAWI SIEGE:**

On May 23, 2017, armed conflict transpired between Armed Forces of the Philippines (AFP) and the Maute Group/ISIS. After the President, His Excellency Rodrigo R. Duterte declared the liberation of Marawi City on 17 October 2017, the return of the displaced families has commenced and thus starting the Kambalingan Program for the Returning Marawi City IDPs of the Department. The region continuous serving the affected families. As of December 31, 2018, a total of 621 families are still staying inside evacuation centers in different municipalities of Lanao del Sur, while in Region XII we have 242 displaced families staying with their relatives. A total of 46,050 or 82% percent of the 56,449 total projected number of displaced families for "Kambalingan" in the 72 barangays have been served.

Crisis Intervention

Centers and Institutions

Regional Rehabilitation Center for Youth

The **Groundbreaking Ceremony** for the construction of New RRCY Building in a 5000 SQM lot donated by BLGU of Bukay Pait, Tantangan, South Cotabato was successfully done on October 30, 2018. The event has been remarkable in this 4<sup>th</sup> Quarter of 2018 that finally, the construction of **Two Story RRCY Building for Residents Quarter with an estimated bed capacity of 60, Administrative Building, Covered Court, Power House and Parameter Fence** are now on going and expected to be operated in the first semester of 2019. Likewise, the repair of kitchen/dining room at the rented facility in Koronadal City is now operated and utilized by the residents.

Further, the joint celebration of Children’s Month in cooperation and collaboration with Regional Office Children and Youth Sector Focal, Ms. Johanisa M. Simbangan, SWO II with the all out support of four (4) Centers and Institutions such as RRCY, RSCC, Home for the Girls and Women and Center for the Handicapped has been successfully celebrated last November 30, 2018 at Eighty-

Eight Hotel. Aside from it weekly scheduled activities such Solo and Duet Singing Contest and Dance Contest held the Regional Office covered court. The highlights of the activities are the **Search on Kabataang Pinoy** as such, the RRCY & RSCC residents have crowned at the first ever **KABATAAN PINOY 2018**.

**SUMMARY OF CASES SERVED**

The center had fast tract the speedy disposition of client cases. A total number of **28 residents were cases served** coming from different provinces, cities and municipalities under the jurisdiction of Region XII. Twenty-four (26) are carried over from third quarter of 2018 and Two (2) are **new admitted** this 4<sup>th</sup> quarter. Likewise, **5 cases** had been **favorably dismissed by court thru amicable settlement** with their **private complainants** and **1 is granted for Release on Recognizance and awaiting for discharge**.

Status of Cases	No. of CICL
Suspended Sentence	3
Case on Trial	19
On Court Diversion Program/Release on Recognizance	0
Awaiting Discharge	3
On Custody Supervision	0
Involuntary Commitment	0
Case Dismissed	3
Others (please specify other status of cases)	
<b>TOTAL</b>	<b>28</b>

E. SECTORS

A. Children

Conducted School Advocacy on Child Rights, Anti-Pornography, and Anti-Violence Against Women and their Children to the Grade 9 Students and Faculty of Esperanza National High School

last December 13, 2018. The whole day activity provides the students substantial information that will truly help them know their rights and their social responsibility in a young age.

Construction of Child Development Centers under Pamana Protective:

Tupi South Cotabato: Sitio Taluban, Brgy Kablon Child Development Centers is 75% completed,

Maitum, Sarangani Province, Brgy Pinol is 50%,

Maitum, Sarangani Province, Brgy Upois 20%

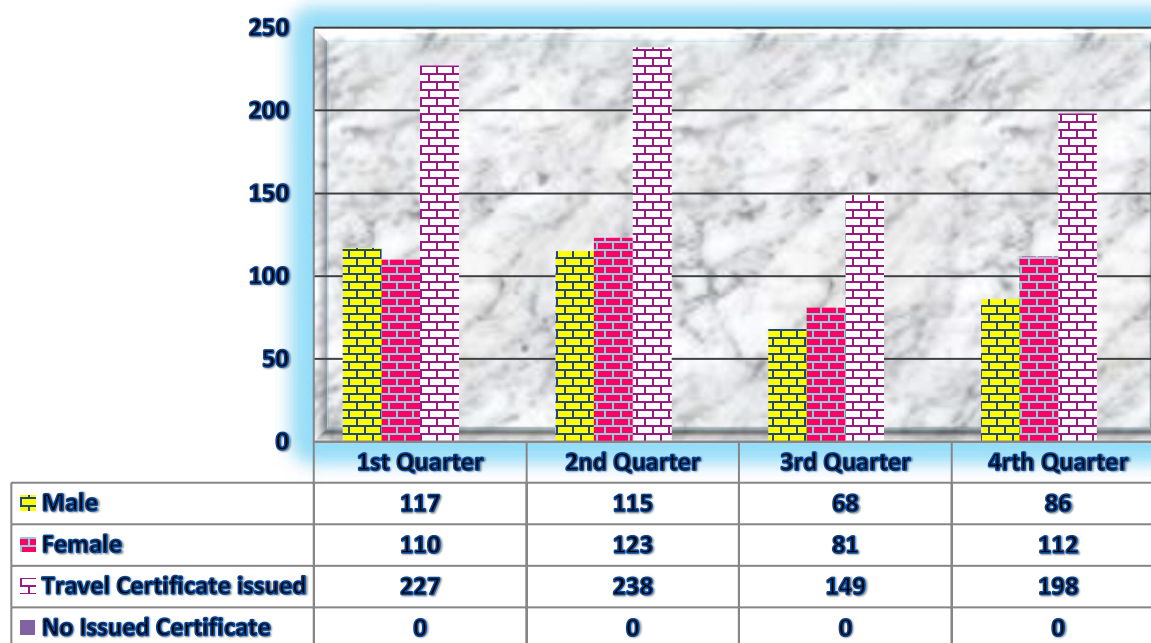
Maitum, Sarangani Province, Brgy Batian is 10%

Approval of the project proposals on the construction and repair of 16 Child Development Centers (7 approved from Sarangani Province while 9 from Cotabato City) under Assistance in Community Need. We have also provided technical assistance to recipient LGUs in order to fast track the required documents. Further, we have downloaded to the LGUs the total approved budget for the projects amounting to 11,400,000.00.

**STATISTICAL APPLICATION (No. of Minors Issued with Travel Clearance)**

For 2018, the unit received Eight Hundred Fifty Three (812) minor applicants from different cities and provinces of region XII and even received applicants from other region particularly ARMM areas. Mostly were assessed thoroughly and recommended by the Social Welfare Action Development Team (SWADT) while the rest assessed directly in regional office.

**APPLICATION RECEIVED**



**ECCD Program**

Conducted the National Early Learning Curriculum (NELC) for Child Development Workers to LGUs

Conducted the Regional Stakeholders Forum on Early Childhood Care and Development last February 15, 2018 at Family Country Hotel, General Santos City. This is an initiated activity of the

Save the Children, Inc., participated by Region XII's DSWD, Dep ED and DOH officials; P/C/MSWDO's; private teachers and day care workers from private and government.

**Persons With Disabilities**

Facilitated the Regional PWD meeting at Tropicana Beach Resort agenda of the meeting were plan for NDPR week celebration it was attended by 4 Provinces and 5 Cities in attendance.

**As of December 10, 2018 Person with Disability total registration in Region XII are the following;**

**36,512 PWD registered      Male 16,290, 603 Female 20, 212.**

There were (20) Persons with Disabilities (PWDs) provided with auxiliary services. Breakdown as follows;

PARTICULAR	QUANTITY
Crutches	3
Wheel Chair	13
Quad Cane	4

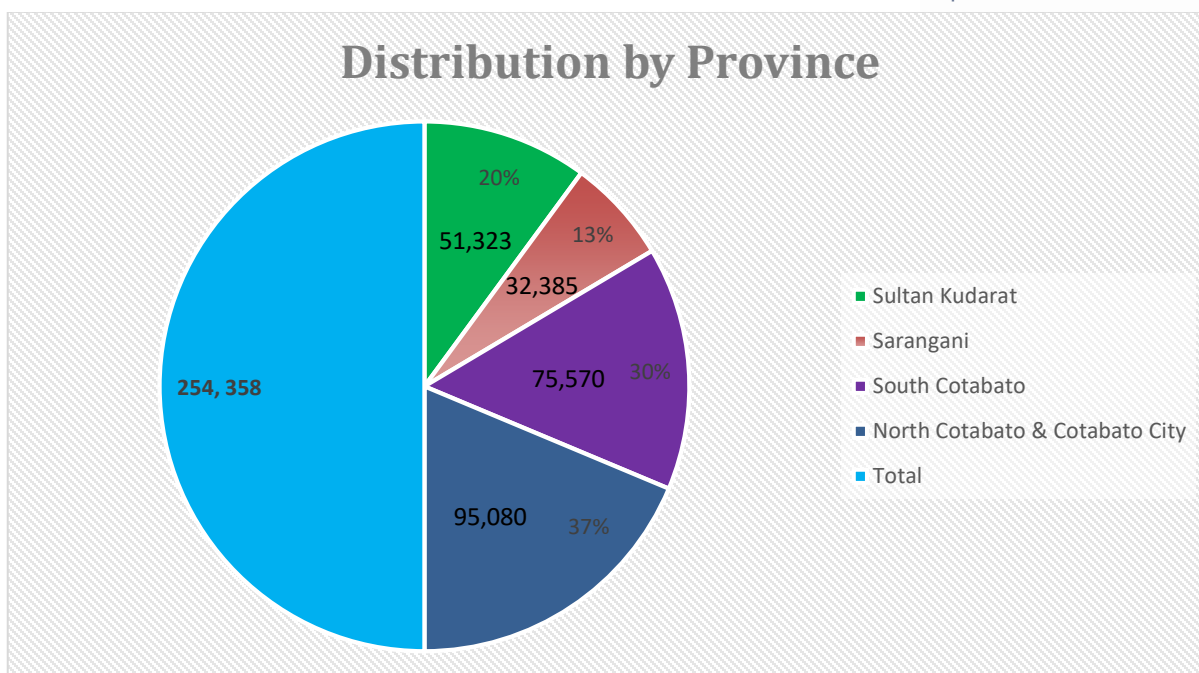
**Senior Citizen**

**DATA OF SENIOR CITIZENS IN THE REGION**

Below are the data of senior citizens in the region registered at the OSCA for CY 2018. In the right side of each province is the total number of Social Pensioners of the National Government through DSWD FO. We can see that there are 75, 943 senior citizens not covered by the program because they are not qualified based on the eligibility of the program. Data indicated below may increase whenever there are senior citizens file their application for the OSCA ID or may registered at their office.

SULTAN KUDARAT PROVINCE		SARANGANI PROVINCE		SOUTH COTABATO PROVINCE		NORTH COTABATO PROVINCE		TOTAL	
No. of Senior Citizens	No. of Pensioners	No. of Senior Citizens	No. of Pensioners	No. of Senior Citizens	No. of Pensioners	No. of Senior Citizens	No. of Pensioners	No. of Senior Citizens	No. of Pensioners
66,882	51,323	41,704	32,385	99,302	75,570	122,413	95,080	330,301	254,358

**NUMBER OF SOCIAL PENSIONERS BY PROVINCE**



Above shows the number of beneficiaries per province in which the province of North Cotabato including Cotabato City comprises 19 LGUs has the highest percentage of 37% followed by the province of South Cotabato that has 30%. The remaining 33% is shared by the provinces of Sultan Kudarat 20% and the province of Sarangani 13%.

### **WOMEN & FAMILY**

The Women & Family Sector is continuing its responsibility in promoting awareness and advocate laws aligned with the Convention on the Elimination of All Forms of Discrimination against Women (CEDAW). Part of the sector’s direction that is strengthened includes the Regional Committee on Anti-trafficking and Violence against Women and their Children (RIACAT-VAWC); Strengthening the implementation of VAVW Desk; and Regular monitoring on the national legislation’s on related laws for women as well the devolved program and services. Some of the highlights of accomplishment are the following;

#### **Advocacy Activities during Women’s Month**

Consistent with Proclamation No. 227 s. 1988, the annual conduct of the National Women’s Month Celebration (NWMC) generally aims due recognition to the contributions of Filipino women in our society.

The PCW Board Members and Inter-Agency Technical Working Group identified the NWMC theme “**We Make Change Work for Women**”, which shall be used from 2017-2022. **It highlights the empowerment of women as active contributors to and claimholders of development.** This pursuit of development is also anchored on the commitment of “Malasakit at Pagbabago” or True Compassion and Real Change.

#### **IV. Capability Building Services**

A total of One hundred Twenty Three (123) activities in the form of trainings, orientations, forums/dialogue, conferences, PREW, team buildings, and meetings were conducted to internal staff/field staff, LGUs, NGAs, POs and other stakeholders detailed below:

Trainings



Participants	No. of Activities	No. of Participants	
		Male	Female
1. Internal Staff/ Field Staff	34	472	978
2. LGUs	21	118	851
3. POs	13	53	1,402
4. NGOs	1	10	70
5. NGAs	1	10	20
	Total	663	3,321

Orientations/Conference

Participants	No. of Activities	No. of Participants		Total Pax
		Male	Female	
1. LGUs	6	33	116	149
2. Internal staff	4	96	146	242
3. POs	4	26	375	401
	Total	129	637	792

Forum/Dialogue

Participants	No. of Activities	No. of Participants		Total pax
		Male	Female	
1. POs	4	15	74	89
2. LGUs	4	27	77	104
3. Academe	1	3	15	18
4. Internal staff	1	4	21	25
	Total	35	187	236

Meetings/PREW

Participants	No. of Activities	No. of Participants		Total pax
		Male	Female	
1. LGUs	14	58	171	229
2. GAs	1	6	14	20
3. NGOs	9	17	152	169
4. POs	11	153	160	313
5. Internal staff	2	78	94	172
	Total	243	518	903

Team Building/Strategic Planning

Participants	No. of Activities	No. of Participants		Total
		Male	Female	
1. Internal staff	1	10	30	50
2. NGOs	1	2	1	3
3. Academe	1	7	8	15
4. LGUs	1	0	2	2
	Total	19	41	70

As shown in the data, trainings to internal staff, LGUs & POs recorded the highest number of participants. These trainings included those facilitated by DSWD staff as part of the technical assistance provision but were LGU funded.

Directly under the Capability Building Section were the following activities:

**a. Student Training Program**

The following school had their students undergo Student Training Program:

Name of Schools	Course	Number of students
Ama Computer Learning Center	Information Technology	2
STI College	BS Information Technology	3
	BS Business Administration	5
Green Valley College of Koronadal	BS Business Administration	3
Mindanao State University-Maguindanao	BS Community Development	71
St. John Learning Center-Tacurong City	Senior High	3
Notre Dame Marbel University	BS Information Technology	25
	BS Social Work	22
Notre Dame of Tacurong	BS Social Work	17
South East Asian Institute of Technology	BS Business Administration	8
Ramon Magsaysay Memorial Colleges	Information Technology	2
Golden State College, Koronadal City	Information technology	2
<b>Total</b>		<b>163</b>

The students were placed in sections needing most assistance from the students and where the students can complement their formal learnings with the hands-on experience that they would have in the sections/units.

Prior to their placement, students had to comply with the requirements followed by an orientation on the programs and services of the DSWD, expected roles of each student, attendance, and other matters discussed by Student Training Program Focal Person.

**V. Standards Unit**

For the year 2018, the Standards Unit have smoothly accomplished its target geared towards the regulatory function of the department. We have monitored twenty eight (28) SWDA's and provided technical assistance on the five areas such as Administration and Organization; Program Management; Case Management; Helping Interventions; and Physical Structure and Safety. Issued DSWD registration to two (2) SWDA and Registration and License to operate to eight (8) Social Welfare Agencies. Standards Unit were able to assist the Standards Bureau for the accreditation of fourteen (14) SWA and had endorsed three (3) LGU Run center; eight (8) Senior Citizen Centers; and six (6) Social Workers Managing Court Related Cases. We had also exceeded 41% of our target in the accreditation of Day Care Center/ Day Care Workers with 212 accomplishment versus the 150 target. Alongside with 31 accredited Pre-marriage Counselors and one SWDA that was issued with a Solicitation permit.

On the CSO accreditation, we have validated two (2) implementing agency and issued Certificate of Accreditation to 410 CSO beneficiaries after complying with the requirement and passed the

deliberation of the Field Office-Accreditation Committee (FO-AC).

Further, the five clusters ABSNET as well as the Regional ABSNET Federation continues to help the Standards Unit in monitoring the SWDA's as well as conducting activities for the welfare of the clients they served.

**VI. STRATEGIC SUPPORT SERVICES**

**Human Resource Development**

**A. On Salaries and Benefits**

The Section continued to give manual payslip to regular and casual employees.

Salaries and benefits prepared for the year 2018:

<b>PAYROLL</b>	<b>TOTAL</b>
Salaries for regular/ casual/ contractual	<b>190</b>
Remittances	<b>169</b>
Benefits	<b>90</b>

**B. On Management of Personnel Records**

The Section kept the following documents of the personnel as of December 31, 2018, to wit:

<b>1. 201 FILES</b>	
Regular	121
Casual	3
Contractual	
-Regular Contractual	3
-NHTU	9
-SLP	13
-Social Pension	3
-Pantawid	616
MOA	280
Job Orders	876
<b>2. DTRs</b>	
<b>3. SALN</b>	
<b>4. ITRs</b>	

201 files for Regular, Casual and Contractual, MOA Workers were updated and properly filed in a locked cabinet. Facilitation for the requests for travel order, issuance of identification cards and certificate of employment were under Personnel.

**C. The Section facilitated the following documents, to wit:**

<b>DOCUMENTS</b>	<b>TOTAL FACILITATED</b>
Travel Order/Special Order/ Memorandum	4,558
Identification Card	170
Certificate of Employments	462

Clearances	35

D. Request for Travel Abroad

Request	Countries
9	South Korea
7	Thailand
4	Singapore
2	Malaysia
2	Hongkong
1	Indonesia
1	Turkey, Jordan & Egypt
1	Australia
1	Souribio

E. Application for Terminal Leave

Request	Total
Retired	1
Resigned	1

**MAINTENANCE OF OFFICE FACILITIES AND RP VEHICLES**

**STATUS OF TITLING OF PROPERTIES**

Property Description	Location	Mode of Acquisition	Additional Information on the Mode of Acquisition	Lot Area	Status of Land Registration/Titling
DSWD FO XII	Purok Bumanaag, Barangay Zone III, Koronadal City, South Cotabato	Deed of Donation	Donor: Barangay Zone III Date of Donation: March 9, 1994 TCT No.: T-8611	2,000 SQ.M.	Currently on hold due to ongoing litigation.
DSWD FO XII at Prime Regional Center	Block 7 Lot 3 Barangay Bo of Marbel, Koronadal City, South Cotabato	Deed of Donation	Donor: City Government of Koronadal Date of Donation: TCT No.: T-134146	1,082 SQ.M.	Already complied Tax Clearance and Tax Declaration from City Hall. The payment of Donor tax worth P10,000 to Bureau of Internal Revenue was still in Finance Division.
RRCY	Barangay Poblacion, Municipality of Tupi, South Cotabato	Deed of Donation	Donor: Municipality of Tupi Date of Donation: October 24, 2007 TCT No.: T-139650/ T-139648	3,461.80 SQ.M.	MOA with LGU of Tupi and Resolution No. 189 Series of 2007 was already issued to RRCY
RSCC	BRGY. Maibo, Municipality of Tantangan, South Cotabato	Deed of Donation	Donor: Municipality of Tantangan Date of Donation: Nov.30, 2010	2,000 SQ.M.	DENR Memo dated July 22, 2013: Suspension on issue of titles for public lands.
Home for Girls	Brgy. San Felipe, Municipality of	Deed of Donation	Donor: Brgy. San Felipe, Tantangan	3,704 SQ.M.	DENR Memo dated July 22, 2013:

	Tantangan, South Cotabato		Date of Donation : Oct.17,2012		Suspension on issue of titles for public lands.
			TCT No. K-00 09859		
Warehouse	Brgy.New Municipality of Tantangan, Cotabato	Iloilo, South	Deed of Donation	Donor: Brgy. New Iloilo , Tantangan Date of Donation: March 21, 2016	2,242 SQ.M. DENR Memo dated July 22, 2013: Suspension on issue of titles for public lands.
				TCT No.: T-01151822	
RRCY	Brgy. Bukay Pait , Tantangan		Deed of Donation	Donor: Brgy. Bukay Pait, Tantangan Date of Donation: Dec. 13, 2017	5,000 SQ.M. DENR Memo dated July 22, 2013: Suspension on issue of titles for public lands.
DSWD XII old Warehouse	Brgy. Tinongcop, Tantangan		Deed of Donation	Donor: Brgy. Tinongcop, Tantangan	400 SQ.M. DENR Memo dated July 22, 2013: Suspension on issue of titles for public lands.

### MAINTENANCE OF OFFICE FACILITIES AND RP VEHICLES

The GSS is responsible for the monitoring and maintenance of the cleanliness of the surroundings and office premises as also compliance to the Bureau of Fire, provide common electrical materials, repair of water leaks, repair and general cleaning of air-conditioning units, preventive maintenance of RP vehicles such as change oils and check-ups. There are twelve (12) RP Vehicles but only seven (7) are in good running condition. The following table shows the details of DSWD FO XII RP Vehicles to wit:

PLATE No./TYPE	PROD. YEAR	MAKE AND MODEL	PRESENT USER	CONDITION
1. SKL 812 SUV	2010	Montero Wagon	GASSD	For repair
2. SFK 664 Pick-up	1999	Ford Ranger XLT DC	GASSD	Under repair
3. SGS 310 Pick-up	2003	Ford Ranger XLT DC	GASSD	Good
4. CM 5015 Pick-up	2015	Isuzu D-max	DRRMS	Good
5. SHF 222 Truck	2013	Isuzu FVR	DRRMS	Good
6. SHE 772 Truck	2009	Mitsubishi Canter	DRRMS	Good
7. SAA 5297 SUV	2015	Montero Wagon	KC-NCDDP	Good
8. SKX 732 Pick-up	2012	Toyota Hi lux DC	KC-NCDDP	Good
9. SKA 379 Pick-up	2009	Ford Ranger XLT DC	PPPP	Good
10. SFW 456 Pick-up	2001	Ford Ranger XLT DC	RRCY	Under repair
11. SEK 157 Pick -up	1996	Toyota Hi lux DC	Home for Girls	Under repair
12. SKK 355 Multi Cab	2013	Suzuki	RSCC	For repair

## **Information and Communication Technology Management**

In 2018, among the major accomplishments of Regional Information and Communication Technology Management Section are the upgrading of ICT – infrastructure, extending trainings to capacitate the stakeholders and regional staff of using softwares and development of information systems in support to Republic Act No. 11032 or the Ease of Doing Business and Efficient Government Service Delivery Act of 2018. Specifically its major accomplishments are as follows:

### **On ICT Policy and Plan Development:**

- PPD Conduct Excel Level (pivot) Training for 50 LGUs and Regional Staff (Social Pension and Supplementary Feeding Program as region’s TARA).
- Creation of Separate IT office for Information Technology Officers (Mainstreaming).
- Acted policy on enrolling all the computer units in the Active Domain of DSWD)
- Assisted the IMB on the project proposals for the upgrading of network nodes, enterprise internet connectivity for RO, POO, SWADT, Centers and Institutions, and for the full utilization of the DSWD Information Systems by providing information, address, location maps, coordinates
- Crafted the proposal for the information system for the DSWD Centers (Data banking of DSWD Clients, RRCY, RSCC, Home for Girls)
- Crafted the blueprint for the CCTV Upgrade in DSWD Regional Office.
- Hiring of UCT Information Technology Officers (3)
- Accepted IT Trainees from Colleges and Universities (NDMU, Ramon Magsaysay College and Golden State College)
- Accepted Doctorate in Information Technology Students Industry Immersion Programme from Technological Institute of the Philippines
- Crafted the business process for the developed information systems in support to Ease of Doing Business.

RLRC Library System	Capacity Building Unit
Queueing System for Clients	Crisis Intervention Unit and Minors Travelling Abroad Unit (Protective Services Division)
Employee KIOSK Assistance	Human Resource Division
Clients Claims Tracking System	Finance Division

### **ICT Infrastructure Management:**

- Conduct preventive maintenance/ clean up at Data Center and RNOC
- Set up two 3Kva UPS at RNOC
- Prepared the data center as disaster monitoring command center
- Escalated for warranty part replacement and TA from IMB and Xitrix, the issues on OCP server’s failure of raid controller of the OCP Node 1 which Hosting the Domain Controller, DHCP, TMAV and the Node 3 hosting Pantawid Apps
- Assisted the Globe Engineers on the Laying of Fiber Optic Line going to the Data Center, installation of their last mile equipment and on the fiber optic splicing; Conduct adjustment on HV3 with the newly replaced raid control of OCP Node 1, which were Hosting the Domain Controller, DHCP, TMAV; TA to PCO2 with Globe Engineers on their network Problem, configuration error on wireless Access point
- Conducted CCTV line repair from the DVR to CCTV Camera.
- Send for Warranty repair 23 Asus Laptop to LYR, and 2 Acer Desktop to Columbia



- Provided Information of RO, Centers, POO, and SWADT for upgrading of Network and Internet connections
- Provided TA on PCO2 Network connection and internet access.
- Provided TA to PCO2 with Globe Engineers on network access issues
- Replaced Raid Control of OCP Node Hosting HV3
- Assisted Globe Engineers on the Installation of Fiber Optic Lines to Data Center
- Assisted NHTO national on access to APPs and Database server issues
- Purchase of Labor and Materials for the upgrade of electrical facility of Data Center (RNOC) and remote back-up site.
- 

**ICT Security Management:**

- Conducted MBAM and TMAV scan to individual users
- Conducted network scan via TMAV
- Attended Enterprise Endpoint Security Solution Training Feb 7-9, 2018
- Conduct of line repair for CCTV channel 1 Guard main gate camera
- Server configuration on TMAV and SCCM
- IT officers attended the Cyber Security Training ( Penetration and Vulnerability Training) in Cebu City
- Purchase of 32inch Screen for the monitoring of CCTV (turned over to GSO and Security Personnel)

**ICT Information Systems Development:**

**Monitoring of DSWD information systems**

- Website management, we have transfer the posting of article to the Social Marketing Unit
- Requested the ICTMS Central office for the transfer of Jobs portal to the HRDU.

**Other Information Systems monitored**

INFORMATION SYSTEMS
<u>WiServ – DSWD txt messaging system for Disaster Incident Reporting</u>
<u>Docutrack- Document tracking</u>
<u>SWDA – Registration Licensing and Accreditation of SWD Agencies</u>
PATD
PTH
Disaster Portal
NYC
<u>CriMS-Crisis Intervention Monitoring System</u>
<u>ECCD-IS- Early Childhood Care and Development IS for LGU registration of their Center facilities, DC Workers and Children</u>
VRPlus
<u>KC-GLPI</u>
<u>Job Portal – Job vacancies posting</u>
<u>4P Site</u>

E-donate DBP
<u>SLP-IS – SeaK Livelihood Program IS</u>
Social Pension IS- Registration of Senior Citizen
NCMB
SIPAG SWI
<u>KC-NCDDP</u>
BMU-OST
BDMD-OST
StopChildPornPH
<u>KC-GeoTagging</u>
NCDDP-Proc
<u>Listahanan IS – National Household Targeting IS</u>
<u>SWIDI-IS</u>
<u>DSWD Websites – fo12.dswd.gov.ph</u>
REMOTE ACCESS VPNS PORTAL
<u>Global Protect</u>

**Central Office Deployed Information Systems and Applications**

- Assisted ECRIMS V3 users and encoders on the system
- Assisted AFCIS users on users registration
- Assisted ENGAS and E-Budget Users and Administrators
- Oriented FRVA LGU users
- Oriented SWDAs for the DSWD E-Services
  - o Registration and Licensing

**In-house Development of Information System**

- Deployment of Claims Tracking System, Queueing System (MTA, CIU and Cashier, RLRC Library System) ahead of schedule.
- Development of Employee Kiosk System and Databanking for DSWD Center Clients.

Information System	Office	Status
RLRC Library System	Capacity Building Unit	Deployed
Queueing System for Clients	Crisis Intervention Unit and Minors Travelling Abroad Unit (Protective Services Division)	Deployed
Employee KIOSK Assistance	Human Resource Division	For deployment

Clients Claims Tracking System	Finance Division	Deployed
RSCC Clients Databank / Information System	Reception and Study Center for Children XII	Production Stage
RRCY Clients Databank / Information System	Regional Rehabilitation Center for Youth XII	Production Stage
Home for Girls Clients Databank / Information System	Home for Girls XII	Production Stage

**ICT – Service support and technical assistance**

- ICTMS recorded 465 technical assistance on DSWD Regional staff concerning ICT related problems
- ICTMS distributed 252 Laptops and 130 desktops to Regional and Field offices in support to operations
- ICTMS and Pantawid distributed 80 printers to regional units and field offices
- Purchase of internal SSD (63 Sets) for Acer and Asus Laptops ( Upgrade of distributed Laptops)

Prepared by:

Noted by:

**(Sgd)RYAN D. BALANZA**  
PO-II

**(Sgd)SOHRA PANDI-GUIALEL, RSW**  
Chief- PPD

Approved by:

**(Sgd)BAI ZORAHAYDA T. TAHA**  
Regional Director